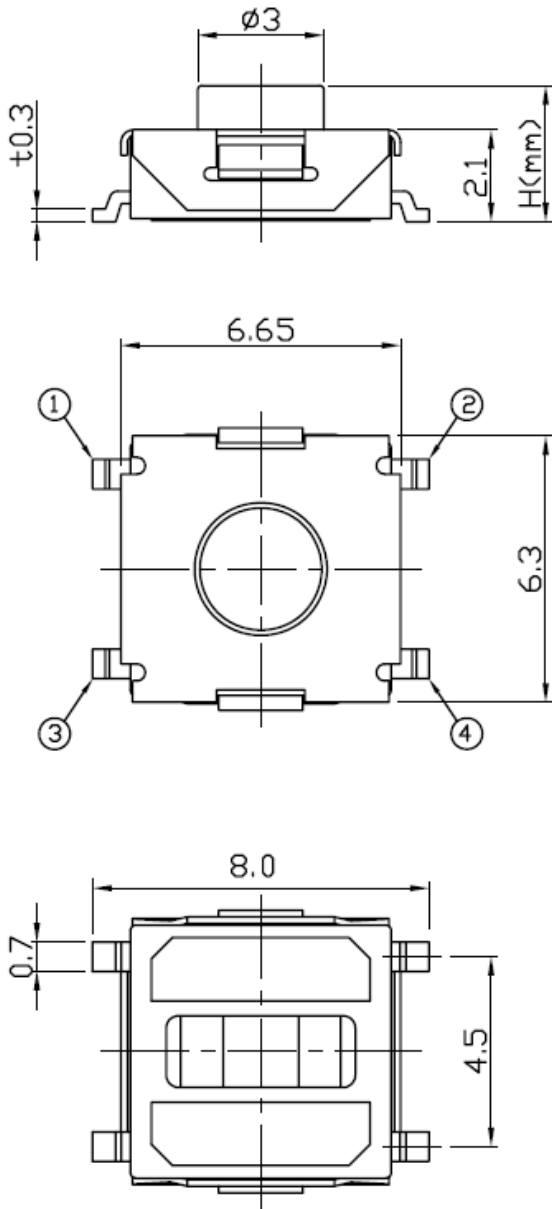
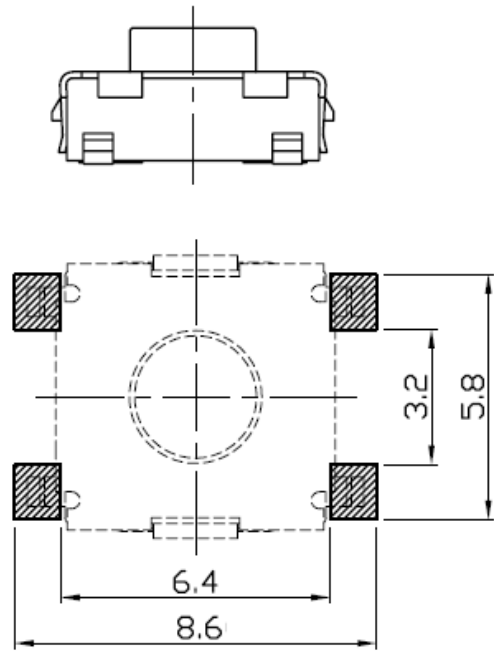
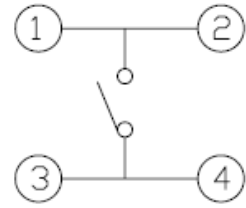


DIMENSIONS



CIRCUIT DIAGRAM



P.C.B MOUNTING PATTERN DIMENSION
The following soldering patterns are recommended for reflow soldering

SPECIFICATIONS

1. RATING : DC 12V, 50mA Max.
2. CIRCUIT : 1C-1P
3. OPERATING FORCE : 130,160,250±30gf
4. CONTACT RESISTANCE : 100mΩ Max.
5. TRAVEL : 0.25±0.1 mm
6. LIFE : 100,000 Cycles Min.

| | | | | | | | |
|----|----------|-----------|-----------------|------------|-----------|-----|--|
| 5 | C/Plate | PBSR | C5210R-EH | Ag clad | | | |
| 4 | Stem | PolyAmide | PA6T | 94HB | | | |
| 3 | Cover | STS301 | | Sn plating | | | |
| 2 | Case | PolyAmide | PA6T | 94HB | TS04M-B | 3.1 | |
| 1 | Terminal | Brass | C2680R-H(t=0.3) | Ag plating | TS04M-A | 2.5 | |
| NO | Parts | Material | Specification | Remark | MODEL NO. | H | |



銓基電子股份有限公司
ROKI ELECTRONICS CO., LTD.

| | | |
|---------------------------|--|-----------|
| PART NAME : TACT SWITCH | | SCALE : |
| PART NO : TS04M-PF Series | | UNIT : mm |
| TOLERANCE : ±0.3 mm | | VER : R01 |